

# User Manual

## Stone Crusher / Screening Plant

### 1. Steps to Register

1. **Visit:** <https://eservices.ukmdtss.in> and click on "Create One!".

2. **Fill the Form:**

Name

Email

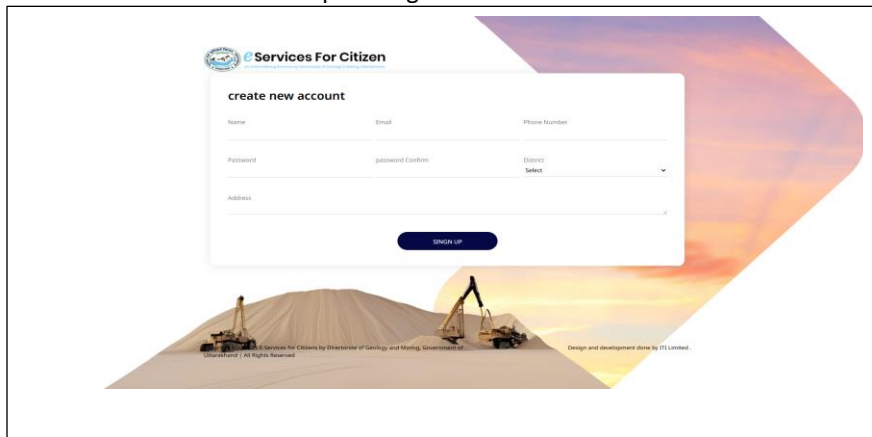
Phone Number

Password & Confirm Password

District (dropdown)

Address

3. **Submit:** Click "SIGN UP" to complete registration.



The screenshot shows the 'create new account' form on the 'Services For Citizen' portal. The form includes fields for Name, Email, Phone Number, Password, Confirm Password, District (a dropdown menu), and Address. A 'SIGN UP' button is located at the bottom of the form. The background of the page features a large orange arrow graphic and an image of a stone crusher plant.

### 2. Login Procedure

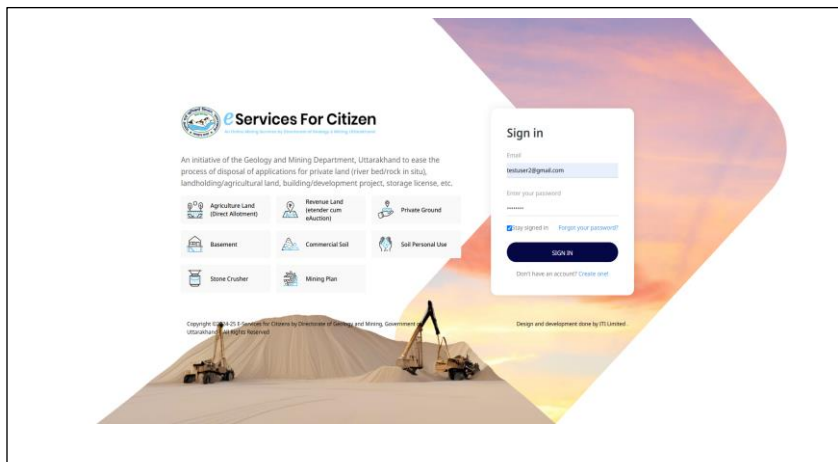
1. **Visit:** Go to <https://eservices.ukmdtss.in>.

2. **Email:** Enter your registered email ID.

3. **Password:** Enter your account password.

4. **Stay Signed In (optional):** Tick the checkbox if needed.

5. **Sign In:** Click the **Sign In** button to log in.



The screenshot shows the login page on the 'Services For Citizen' portal. It features a 'Sign in' form with fields for Email and Password. There is a checkbox for 'Stay signed in - Forget your password?' and a 'SIGN IN' button. Below the form, there is a link that says 'Don't have an account? Create one!'. The page also displays a grid of service categories: Agriculture Land (Direct Allotment), Revenue Land (tender.com/auction), Private Ground, Basement, Commercial Sell, Soil Personal Use, Stone Crusher, and Mining Plan. The background includes the same orange arrow graphic and stone crusher plant image as the registration page.

## 1. Objective

This manual provides a detailed guide for obtaining permission to establish and operate a **Stone Crusher or Screening Plant** for the crushing and screening of minerals such as stone, sand, and dust used for construction and commercial purposes, in line with regulatory and environmental norms.

## 2. Scope

Applies to individuals, contractors, and firms intending to set up and operate crushers or screening units within the jurisdiction of the respective **District Magistrate (DM)**.

## 3. Prerequisites for Application

Before initiating the application process, ensure:

- Land ownership or lease documents are in place.
- Compliance with pollution clearance and distance norms.
- Commitment to follow transportation and stock monitoring guidelines.
- Site readiness with basic infrastructure like display boards and CCTV cameras

## 4. Application Requirements

To apply for a mining permit for ordinary soil, the applicant must submit the following:

- Full name, email ID, and address of the applicant
- Copy of valid identity card
- Circular map of the applied land
- Khasra map clearly showing the demarcated area
- Latest Mining Liability Certificate issued by the concerned District Mining Officer
- Copy of DIN/GST of applicant
- Character Certificate Upload
- Copy of status certificate
- Permanent Residence Certificate
- Challan of Rs. 10,000/-

## 5. Compliance Conditions

The following conditions are mandatory for license holders:

- **Disposal of Excavated Material:**  
At least 90% of excavated material from riverbeds must be disposed of by **30th September every year.**
- **Display of Rate List:**  
A prominently placed rate list must be displayed at the site.
- **CCTV Surveillance:**  
Continuous monitoring through installed CCTV at the crushing site.
- **Electronic Form Registration:**  
Licensees must use the **eForm-C** for every sale, and all purchases must be electronically recorded.
- **Maintenance of Registers:**  
Detailed records of stock and sales must be maintained and presented during inspections.
- **Environmental Compliance:**  
Operations must follow the guidelines issued by the Department of Environment.

## 6. Application Process: Step-by-Step

### Step 1: Portal Login

Visit <https://ukmdtss.in> and register/login to your account.

### Step 2: Select Service

Go to **Services** and click on 'Stone Crusher or Screening Plant'.

 **eServices For Citizen**  
An Online Mining Services by Directorate of Geology & Mining, Uttarakhand

### स्टोन क्रशर/स्क्रीनिंग प्लांट आवेदन

आवेदन का जनपद *	आवेदक का नाम *	आवेदक का पता *
Select		
आवेदक की श्रेणी *	मोबाइल *	
Select		
व्यवसाय तथा कारोबार की प्रकृति *	ईमेल *	लिंग *
		<input checked="" type="radio"/> पुरुष <input type="radio"/> महिला
दिन नं *	पीएसटी नं *	आवेदक की राष्ट्रियता *
		Indian

भागीदारों के नाम	भागीदारों की राष्ट्रियता	प्रतिनिधि	पता	मोबाइल नंबर	ईमेल आईडी	+
	Select	<input checked="" type="radio"/> हों				

पत्थर क्रशर के लिए उपयोग की जाने वाली भूमि के विवरण -

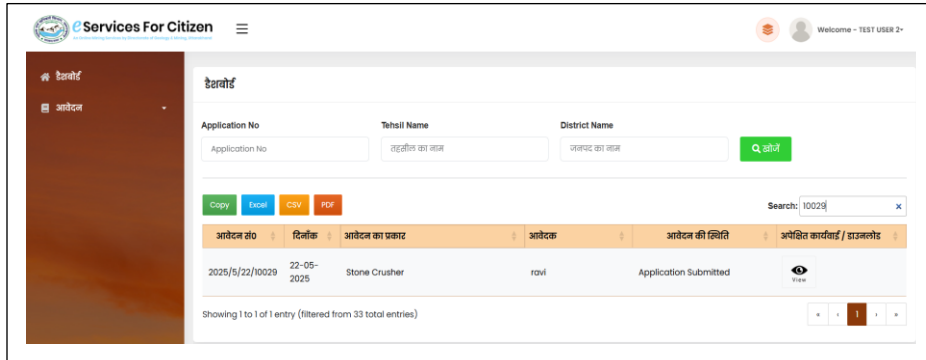
जनपद *	तहसील *	ग्राम/नगर *	मोहल्ला *
Select	Select	Select	

खसरा संख्या*	खसरा/भूमि का क्षेत्रफल*	क्या आवेदक भण्डारण की भूमि पे सतही अधिकार रखता है ? हाँ या नहीं*
<input type="text"/>	0	नहीं
<b>आवेदन शुल्क</b>		
Payment Mode*	चातान संख्या*	चालान की दिनांक*
Offline	<input type="text"/>	<input type="text"/>
		चातान शुल्क*
		10000.00
प्लांट की क्षमता (टन/घंटा में)*	अवधि विलेख वैधता(माह में)*	प्रोजेक्ट रिपोर्ट के अनुसार खनिज भंडारण के प्रस्तावित क्षमता(घनमीटर में)*
<input type="text"/>	<input type="text"/>	<input type="text"/>
प्लांट का क्षेत्रफल*	भंडारण का क्षेत्रफल*	क्षेत्र का प्रकार*
<input type="text"/>	<input type="text"/>	पर्वतीय क्षेत्र
<b>दस्तावेज़ अपलोड करें / विवरण -</b>		
1. अधिकृत परामर्शदाता / आर्किटेक्ट द्वारा आवेदित स्थल की प्रमाणित प्रोजेक्ट रिपोर्ट की प्रति*		
	Choose File	No file chosen
2. आयकर बकाया न होने का शपथ पत्र*		
	Choose File	No file chosen

4. खतौनी अपलोड*	Choose File	No file chosen
5. खनन अक्षेता प्रमाण पत्र की प्रति*	Choose File	No file chosen
6. खसरा अपलोड*	Choose File	No file chosen
7. चरित्र प्रमाण पत्र अपलोड*	Choose File	No file chosen
8. चालान शुल्क की प्रति*	Choose File	No file chosen
9. जी0 एस0 टी0 नंबर की प्रति*	Choose File	No file chosen
10. निवास प्रमाण पत्र*	Choose File	No file chosen
11. प्रभावित व्यक्तियों की अनापत्ति के सम्बन्ध में प्रकाशित विज्ञापन की प्रति*	Choose File	No file chosen
12. भू-स्वामी से सहमति पत्र	Choose File	No file chosen
13. वाणिज्यकर बकाया ना होने सम्बन्धी शपथ पत्र*	Choose File	No file chosen
14. सरकारी/अर्धसरकारी सम्बंधित बैंक का भारयुक्त प्रमाण पत्र	Choose File	No file chosen
15. सी सी टी वी इंस्टालेशन के बाध्य के सम्बन्ध में नोटराइज़्ड शपथ पत्र*	Choose File	No file chosen
<b>घोषणा -</b>		
<input type="checkbox"/> मैं/ हम एतद्वारा घोषणा करता हूँ/ करते हैं कि ऊपर दिए गये विवरण ठीक हैं और मैं/हम कोई अन्य ब्यौरे देने को तैयार हूँ/हैं, जो आपके द्वारा अपेक्षित हैं।*		
<a href="#">← Back</a>	<a href="#">Save</a>	

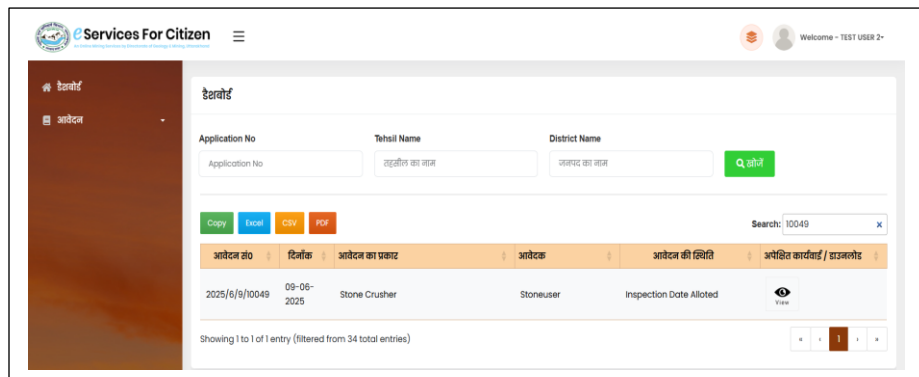
### Step 3: Application Submission

The applicant applies online fill land details and uploads the required documents with the challan of Rs. 10,000/-.

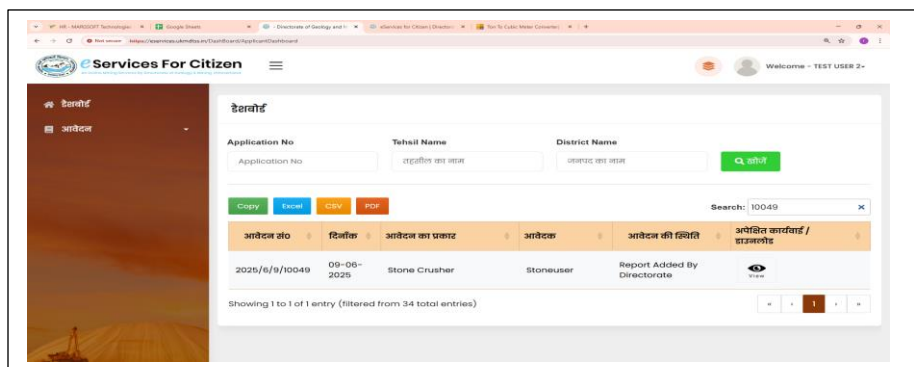


### 7: Inspection Process

Application goes to the District Mines Officer (DMO) and DM to reviews the application and forward it to SDM/Tehsildar to allot inspection date

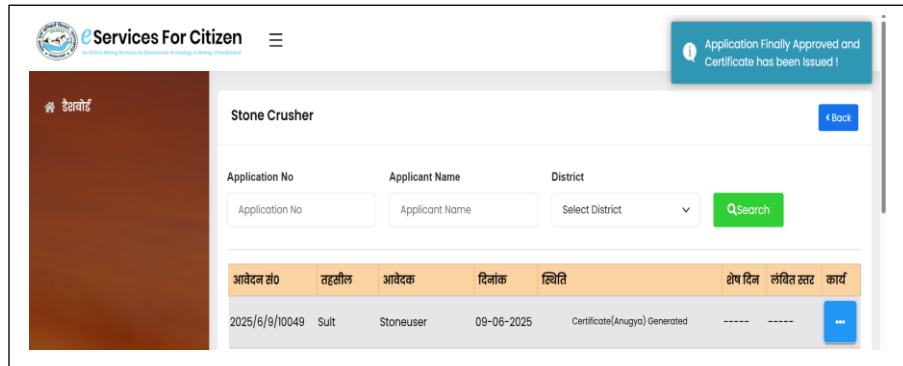


flagged for Committee, DM and Director to add one by one report-



## 8: Permit Issuance

Flagged for Shasan to final approval (Anugya Generated)



The screenshot shows the 'Services For Citizen' portal interface. At the top, there is a notification: 'Application Finally Approved and Certificate has been Issued!'. The main heading is 'Stone Crusher'. Below this, there are search filters for 'Application No', 'Applicant Name', and 'District', along with a 'Search' button. A table below displays the application details:

आवेदन सं०	तहसील	आवेदक	दिनांक	स्थिति	क्षेप दिन	संविद मर	कार्य
2025/6/5/0049	Sult	Stoneuser	09-06-2025	Certificate(Anugya) Generated	-----	-----	...

## 9. Note

- Applicant Track application status on the portal regularly.