

# User Manual

## Hot Mix Plant / Redimix Plant Licensing

### 1. Steps to Register

1. **Visit:** <https://eservices.ukmdtss.in> and click on "Create One!".

2. **Fill the Form:**

Name

Email

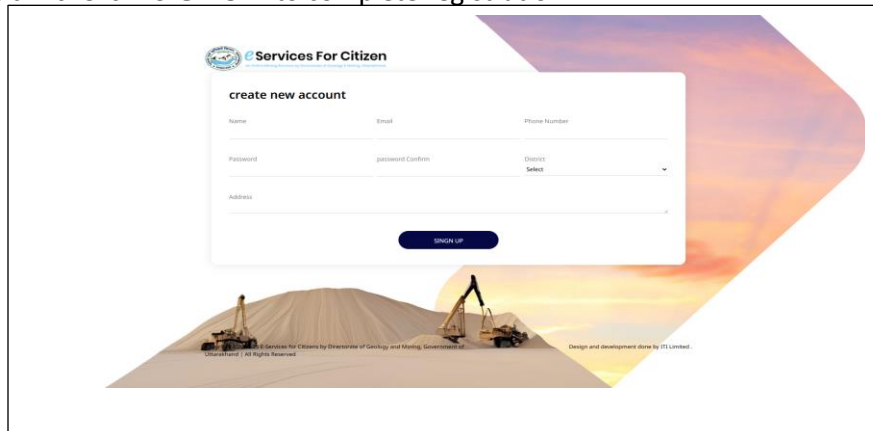
Phone Number

Password & Confirm Password

District (dropdown)

Address

3. **Submit:** Click "SIGN UP" to complete registration.



The screenshot shows the 'create new account' form on the 'Services For Citizen' portal. The form includes fields for Name, Email, Phone Number, Password, Confirm Password, District (a dropdown menu), and Address. A 'SIGN UP' button is located at the bottom of the form. The background features a large graphic of a hot mix plant with a sunset sky.

### 2. Login Procedure

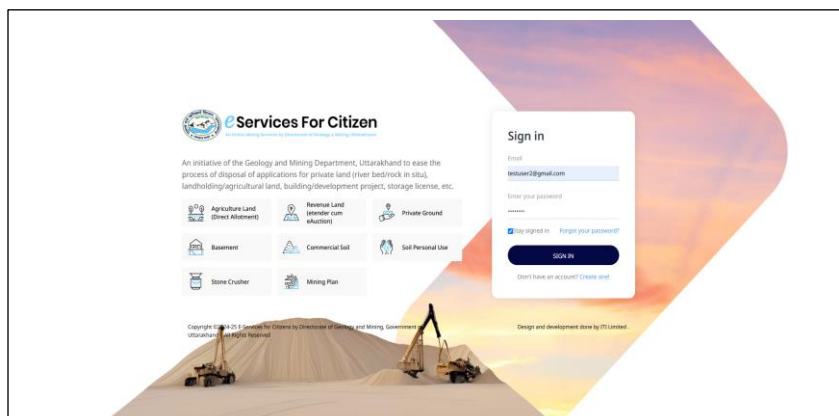
1. **Visit:** Go to <https://eservices.ukmdtss.in>.

2. **Email:** Enter your registered email ID.

3. **Password:** Enter your account password.

4. **Stay Signed In (optional):** Tick the checkbox if needed.

5. **Sign In:** Click the Sign In button to log in.



The screenshot shows the 'Sign in' form on the 'Services For Citizen' portal. The form includes fields for Email and Password, a 'Stay signed in' checkbox, and a 'SIGN IN' button. Below the form, there are several service icons: Agriculture Land (Direct Allotment), Revenue Land (tender.com/auktion), Private Ground, Basement, Commercial Soil, Soil Personal Use, Stone Crusher, and Mining Plan. The background features a large graphic of a hot mix plant with a sunset sky.

## 1. Objective

The objective of this manual is to provide a systematic guideline for the approval, establishment, and regulation of Hot Mix and Redimix Plants in Uttarakhand. It ensures applicants comply with environmental, operational, and legal standards as mandated by the Directorate of Geology and Mining.

## 2. Scope

This manual applies to all individuals and entities applying to install or operate Hot Mix/Redimix Plants within Uttarakhand. It includes eligibility criteria, application processes, documentation requirements, environmental compliances, and process flows essential for license issuance.

## 3. Compliance Requirements

All applicants must comply with the following technical and administrative conditions:

1. Possess land ownership or a legal lease/NOC of the installation site.
2. Ensure the site complies with all environmental and distance norms.
3. Install CCTV for monitoring the operations.
4. Maintain a daily log of material stock and movement.
5. Operate only during daylight hours (from 6:00 AM to 6:00 PM).
6. Install digital display systems to show current stock and other operational data.
7. Declare all vehicle data in the system.
8. Minimum 90% of extracted mineral stock must be disposed of within 30 days of extraction.

## 4. Required Documents

The following documents must be uploaded in PDF format during application:

- Ownership proof / rent deed of land
- Treasury Challan Receipt (₹25,000)
- Land ownership proof or lease agreement
- sworn certificate of source of objection of raw material
- Identity & Residential Proof of Applicant (Aadhaar, PAN, etc.)
- Undertaking on compliance with operation and CCTV requirements

- Character Certificate, Khaasra, Khatauni, Affidavit regarding no commercial tax dues
- Character Certificate, Address proof, Notarized affidavit regarding illegal mining/storage/transportation

## 5. Application Process


Step-by-Step Guide:

### Step 1: Portal Login

Visit [https:// ukmdtss.in](https://ukmdtss.in) and register/login to your account.


### Step 2: Select Service

Go to Services and click on 'Mobile Stone Crusher or Screening Plant '.



**eServices For Citizen**

An Online Mining Services by Directorate of Geology & Mining, Uttarakhand



---

हॉटमिक्स/रेडिमिक्स प्लान्ट आवेदन

आवेदन का जनपद \*

आवेदक का नाम \*

आवेदक का पता \*

आवेदक की श्रेणी \*

मोबाइल \*

खवसाय तथा कारोबार की प्रकृति \*

ईमेल \*

लिंग \*

पुरुष  महिला

डिन नं० \*

जीएसटी नं० \*

आवेदक की राष्ट्रियता \*

भागीदारों के नाम	भागीदारों की राष्ट्रियता	प्रतिनिधि	पता	मोबाइल नंबर	ईमेल आईडी	+
<input type="text"/>	<input type="text" value="Select"/>	<input checked="" type="radio"/> हाँ	<input type="text"/>	<input type="text"/>	<input type="text"/>	

प्लॉट क्रश्ट के लिए उपयोग की जाने वाली भूमि के विवरण -

जनपद *	तहसील *	ग्राम/नगर *	मोहल्ला *
<input type="text" value="Select"/>	<input type="text" value="Select"/>	<input type="text" value="Select"/>	<input type="text"/>
खसरा संख्या *	खसरा/भूमि का क्षेत्रफल *	क्या आवेदक भण्डारण की भूमि पे सतही अधिकार रखता है ? हाँ या नहीं *	
<input type="text"/>	<input type="text" value="0"/>	<input type="text" value="नहीं"/>	

आवेदन शुल्क

Payment Mode *	चालान संख्या *	चालान की दिनांक *	चालान शुल्क *
<input type="text" value="Offline"/>	<input type="text"/>	<input type="text"/>	<input type="text" value="100000.00"/>

प्लॉट की क्षमता (टन/घंटा में) *	अवधि विलेख वैधता(माह में) *	प्रोजेक्ट रिपोर्ट के अनुसार खनिज भंडारण के प्रस्तावित क्षमता(घनमीटर) *
<input type="text"/>	<input type="text"/>	<input type="text"/>

प्लॉट का क्षेत्रफल *	भंडारण का क्षेत्रफल *	क्षेत्र का प्रकार *	प्लॉट का प्रकार *
<input type="text"/>	<input type="text"/>	<input type="text" value="पर्वतीय क्षेत्र"/>	<input type="text" value="हॉटनिक्स प्लॉट"/>

दस्तावेज़ अपलोड करें / विवरण -

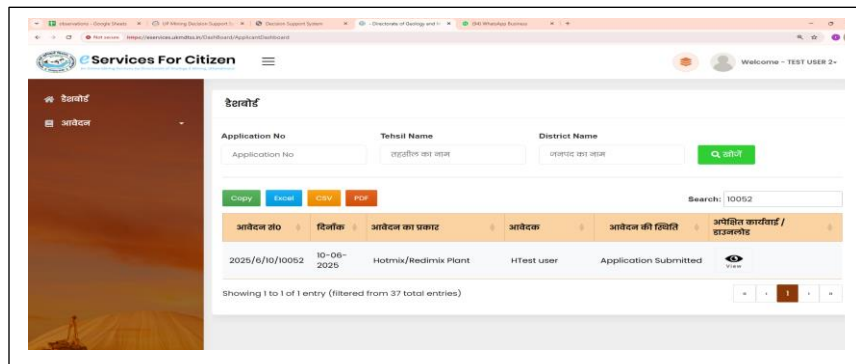
1. अवैध खनन /भण्डारण/परिवहन के सम्बन्ध में नोटराइज़्ड शपथ पत्र *	<input type="text" value="Choose File"/>	<input type="text" value="No file chosen"/>
2. आयकर बकाया न होने का शपथ पत्र *	<input type="text" value="Choose File"/>	<input type="text" value="No file chosen"/>
3. कच्चे माल की आपत्ति के स्रोत के शपथ प्रमाण पत्र की प्रति *	<input type="text" value="Choose File"/>	<input type="text" value="No file chosen"/>
4. खतौनी अपलोड *	<input type="text" value="Choose File"/>	<input type="text" value="No file chosen"/>
5. खनन अद्यता प्रमाण पत्र की प्रति *	<input type="text" value="Choose File"/>	<input type="text" value="No file chosen"/>
6. खसरा अपलोड *	<input type="text" value="Choose File"/>	<input type="text" value="No file chosen"/>
7. चरित्र प्रमाण पत्र अपलोड *	<input type="text" value="Choose File"/>	<input type="text" value="No file chosen"/>
8. चालान शुल्क की प्रति *	<input type="text" value="Choose File"/>	<input type="text" value="No file chosen"/>
9. जी0 एस0 टी0 नंबर की प्रति *	<input type="text" value="Choose File"/>	<input type="text" value="No file chosen"/>
10. निवास प्रमाण पत्र *	<input type="text" value="Choose File"/>	<input type="text" value="No file chosen"/>
11. भू-स्वामी से सहमति पत्र	<input type="text" value="Choose File"/>	<input type="text" value="No file chosen"/>
12. वाणिज्यिक बकाया ना होने सम्बन्धी शपथ पत्र *	<input type="text" value="Choose File"/>	<input type="text" value="No file chosen"/>
13. सरकारी/अर्धसरकारी सम्बंधित बैंक का भारमुक्त प्रमाण पत्र	<input type="text" value="Choose File"/>	<input type="text" value="No file chosen"/>

घोषणा -

मैं/हम एतद्वारा घोषणा करता हूँ/करते हैं कि ऊपर दिए गये विवरण ठीक हैं और मैं/हम कोई अन्य ब्यौरे देने को तैयार हूँ/हैं, जो आपके द्वारा अपेक्षित हैं। \*

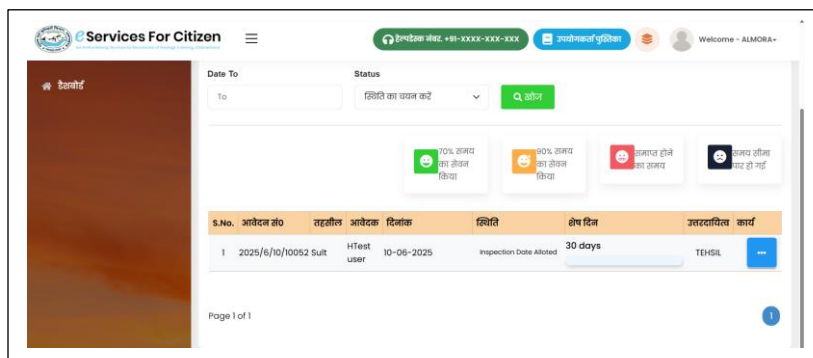
### Step 3: Application Submission

The applicant applies online fill land details and uploads the required documents with the challan of Rs. 25,000/-.

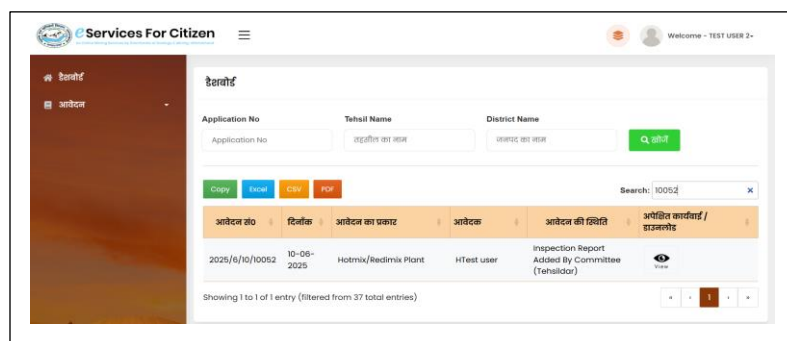


### 6: Inspection Process

Application goes to the District Mines Officer (DMO) to reviews the application and allot inspection date.

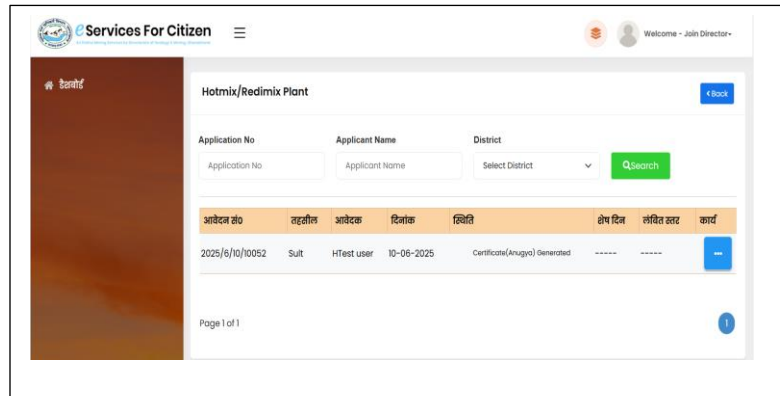


flagged for Committee to add inspection report-



## 7: Permit Issuance

Flagged for Joint Director to final approval (Anugya Generated)



The screenshot displays the 'Services For Citizen' portal interface. The main heading is 'Hotmix/Redimix Plant'. Below this, there is a search section with three input fields: 'Application No', 'Applicant Name', and 'District' (with a dropdown arrow). A green 'Search' button is positioned to the right of these fields. Below the search section is a table with the following columns: 'आवेदन सं०', 'सदस्य', 'आवेदक', 'दिनांक', 'स्थिति', 'शेष दिन', 'संदिग्ध स्तर', and 'कार्य'. The table contains one row of data: '2025/6/10/0052', 'Sult', 'HTest User', '10-06-2025', 'Certificate(Anugya) Generated', '-----', '-----', and a blue minus sign icon. At the bottom left of the table area, it says 'Page 1 of 1'. There is also a blue circular icon with a white exclamation mark at the bottom right.

आवेदन सं०	सदस्य	आवेदक	दिनांक	स्थिति	शेष दिन	संदिग्ध स्तर	कार्य
2025/6/10/0052	Sult	HTest User	10-06-2025	Certificate(Anugya) Generated	-----	-----	—

## 8. Note

- - Applicant Track application status on the portal regularly.